

SUMMARY

Wires

Low	3
High	0
Coax	0
Triax	0
Quad	0
Fiber	0
Fluidic	0



Image is for illustrative purpose only

Download

[Request a quote](#)

[Catalog](#)

Series	0M
Termination type	Female crimp
IP rating	68
Cable Ø	4.00 - 8.00 mm
Matching parts	FMN.0M.303.XLCT
Status	
Alternative part	

TECHNICAL DETAILS

Mechanics

Shell Style/Model	PE*: Fixed receptacle, nut fixing and mold stop
Keying	3 keys (beta=165, gamma=30, plug: male contacts, receptacle: female contacts)
Housing Material	Environment friendly aluminium (nickel plated, anthracite color) shell and nut, other pieces bronze/brass
Cable Fixing	∅ 4 - 8 mm
Variant	

Performance

Configuration	0M.303 : 3 Low Voltage
Insulator	
Rated Current	8 Amps

Specifications

Contact Type: Crimp
Max. Matings: 5000
Contact Retention: 30 N
Contact Dia.: 0.9 mm (0.035in)
Bucket Dia.: 1.1 mm (0.043in)

Min. Conductor: 0.25 mm² (AWG 24)
 Max. Conductor: 0.5 mm² (AWG 20)
 R (max): 4.8 mOhm
 Test voltage (kV rms) Contact-contact: 1.70
 Test voltage (kV rms) Contact-shell: 1.4

Others

Humidity (max): <=95% [at 60 deg C / 140 F]
 Vibration: 15 g [10 Hz - 2000 Hz]
 Shock Resistance: 100 g [6 ms]
 Operating temperature: -55 °C / +200 °C
 Climatical Category: 15/200/21 (Al. shell)
 Lighting strike EIA 364-75 10K amps - 6 times
 EMI Shielding EIA 364-66A - 1Ghz-80 dB,3GHz-70 dB,6GHz- 58dB
 IP Rating: 68

DRAWINGS

Draws



Dimensions

	A	B	C	D	E	Lr	Ls	M	P	R	S1	S2	e
mm.	17	8.8	16.8	8	5	25.6	25.6	9.7	5.3	13.8	11.5	14	M13x0.75
in.	0,67	0,35	0,66	0,31	0,20	1,01	1,01	0,38	0,21	0,54	0,45	0,55	
















RECOMMENDED BY LEMO

Tools

Crimp Tool: DPC.91.701.V
 Crimp settings: AWG/Selector = 20-22-24/6-5-5

Positionner: DCE.91.090.3MVM
 Extractor: DCF.93.090.4LT
 Replacement contact: EGN.0M.660.ZZM
 Spanner wrench: DCM.65.000.4PA

Cables

CMN.03.T20.049PGCE	PVC	GREY	
CMN.03.T20.049PGZE		Grey	
CMN.03.T20.049PNCE	PVC	Black	
CMN.03.T20.049PNZE			
CMN.03.T22.049PGCE	PVC	GREY	
CMN.03.T22.049PGZE		Grey	
CMN.03.T22.049PNCE	PVC	Black	
CMN.03.T22.049PNZE			
003 220	PVC	Black	
003 280	PVC	Black	
030 200	PVC	Black	
030 260	PVC	Black	
060 080	PVC	Grey	
130 240	PVC	Black	
130 250	PVC	Grey	
230 500	PVC	Grey	
230 750	PVC	Grey	